

YOUR ONCE IN A LIFETIME OPPORTUNITY BEGINS NOW.

# WELCOME HOME!




## MOVE IN GUIDE 2026



# TABLE OF CONTENTS

---

- Welcome from Director of Residence Life
- Move In Day 101 - Early Arrival Groups
- Move In Day 101 - August 28
- Frequently Asked Questions
- Hints for packing
- Policies to know
- What to bring and not bring
- What comes in my room?
- TV info & Campus cable
- Move In Day Map
- Parent Welcome
- Important Dates



# ONCE IN A LIFETIME

Dear Incoming Student,

On behalf of the Office of Residence Life, it is our honor to welcome you to Niagara University! We are thrilled that you'll be living on campus with us. This truly is the kind of experience you get just once in a lifetime –in that perfect balance of independence and convenience, with all your friends close by for late night hang outs and study sessions, meals taken care of for you every day, no commute... we know you'll love it.

Our goal in Residence Life is to support your academic life in every way possible and create conditions for you to be a successful student. One of the most important ways we do that is by caring for you as a student. No matter what, as a resident student you will always find people who truly care for you and for your well-being. You will have two Community Advisors (CA) on your floor who are committed to helping connect you to all that Niagara has to offer. Get to know your CAs; they can be a great resource as they are some of the best leaders on campus. CAs are excellent sources of information to help you get the most from your Niagara experience, and will serve as a support to you no matter what you're dealing with along your journey.

Each residence hall is supervised by a Residence Director (RD), a professional staff member who lives in the residence halls and works with the residents and CA staff closely. Our professional residence life staff is always on call for emergencies if you should ever need our assistance. Late nights, weekends, holidays, it doesn't matter – we're here for you.

As part of our community, your safety is of utmost importance. Prior to arriving on campus, please review this packet in full, and our website, so that you may become more familiar with our community expectations.

You will find many events happening on campus that are fun and will support and complement your academic life. You may also consider getting involved with our Justice Houses, many different clubs, organizations, teams, student government or even become a CA in the future. If you aren't sure what you want to get involved with, talk with any CA and they can help you find the right opportunity.


Finally, as you undertake this new phase in your life, take time to enjoy the journey and all that Niagara has to offer. Often we are driven by the destination and forget to appreciate and reflect upon the path that will lead you to success here at Niagara University. Take the opportunity to forge new relationships and to make new friends who will bring something new and different into your educational experience and your life.

Again, welcome to Niagara University and to our residential community. Our office is located on the first floor of O'Shea Hall (Suite 108). Should you have any questions regarding living on campus, please call us at 716.286.8566.

Sincerely,

Nicholas Waskow, M.S. Ed.  
Director of Residential Living & Dining

Grace Ippolito, M.A.  
Associate Director of Residence Life



# MOVE IN DAY 101

## AUGUST EARLY ARRIVAL GROUPS

You will receive your Move In times that day via email. Early Arrival is typically less busy and so it is less structured. Early Arrival is also a self-service move in process after check-in and receiving your key.

**Justice Houses, ROTC, Student Athletes and Campus Ministry students:** meet your group leaders at the specified time and location to receive your key and ID!

**Nursing and Admissions early arrivals:** please come to O'Shea 108 (Office of Residence Life) to receive your key and ID card that day between 3:00 PM and 4:30 PM. Then you can proceed to your building (Lynch, Clet, O'Donoughue or Varsity Village) and unload there.

### **For all:**

You may unload your vehicle in the parking spots closest to the building. Please see the enclosed map to find the closest area to unload for your building.

Once you have finished unloading **but BEFORE you start unpacking**, please move your vehicles to a Long Term Parking lot. Lynch and O'Donoughue may use the library lot (no overnight parking). Clet may use the Butler lot (also no overnight parking). Varsity Village may stay in the O'Shea lot near their buildings.

*Note, early arrival groups have already been finalized for those certain programs. For those not already part of an early arrival group, we are planning for your arrival on Friday, August 28!*



# MOVE IN DAY 101

## AUGUST 28 - IN A NUTSHELL

**1** Once on campus, the student should come directly to the Dwyer Arena Lot and find the Residence Life check in table to receive their key and ID card at 10:30 AM and then proceed to their building. (All Clet, Lynch, O'Donoughue, and Village residents will pick up their key on August 28 at 10:30 - 11:00 AM in Dwyer Lot.)



**2** At Clet, Lynch and O'Donoughue, you can park *temporarily* on the curb to unload only. At Varsity Village, houses 3-6 can both unload and remain in O'Shea Lot in the spots behind each house. Houses 1 and 2 can *temporarily* park on the curb to unload only, but must move to O'Shea lot immediately once unloaded.

**3** After unloading your vehicle but before you unpack, we ask that you promptly move your vehicle from the unloading zone, especially those parked on curbs, to a nearby long-term parking area. Then go unpack and settle in!

For Lynch and OD, the library lot can be used (note that not all spots are overnight parking, but families can move vehicles there for the day). In Clet, the Butler Lot can be used (this lot is not overnight parking). Residents can use O'Shea or Dwyer B lots for overnight parking.

## IMPORTANT LOGISTICS

- Every single item you bring (even the cases of water!) should be labeled with your name and room number.
- Your Community Advisors (CA) will be in the building to answer any questions.
- To avoid hazards in the hallways that day, please do not leave trash in the hallways.
- **All university provided furniture must stay in the rooms.**



# FAQ

## FOR NEW STUDENTS

### When do I get my room key and ID card?

You'll have a physical key to get into your residence hall room, and your student ID card will give you access to the building itself. You'll get both on Move In Day when you check in at your building! Your ID card will also get you access to your meal plan, Gally Gold, Kiernan Recreation Center, the library, printing, etc.

### How do I meet people?

Keep your door open when you're in your room! Whether you're watching TV or doing some homework, keep your door open as much as you can! This encourages people to stop in and say hi, AND you should also say hi to your floormates when you see their door open too! Also be sure to attend programs & events – if you don't have anyone to go with, look around on your floor for someone with an open door and ask them!

### Can we bunk our beds?

Yes, nearly all of our beds are bunkable! However, in the interest of safety, this isn't a DIY project. Please ask your CA, and the Facility Services crew will come by to bunk them within the first week!

### What if I lose my key or ID?

Freeze your ID card immediately on myNU – possession of your ID gives a person access to your Gally Gold account, Campus Funds and building. Do your best to hold on to both as there is a replacement cost if you lose them! A room key is \$75 to replace during the year.

### Will I be busy the whole first weekend?

Yes! Beginning on Friday, August 28, you'll begin New Student Orientation (NSO) which is different than SumO. During this time, you'll go more in depth about everything from classes to roommates to safety. NSO sets a strong foundation for your academic and personal success at NU, but there will also be a TON of fun events planned for you as well! We'll get you meeting lots of new people and learning your way around campus in no time!



# HELPFUL HINTS ON PACKING

To ensure a smooth, safe, and secure move-in experience, please consider the following:

1. Hang clothes in plastic bags for easy transport!
2. Pack so that each container is a reasonable weight for a single individual to carry.
3. **REQUIRED:** Mark **ALL belongings** (boxes, bags, even cases of water, etc.) with your name, building, and room number. Wrap all breakables in protective wrap and mark them “fragile.”
4. Pack and tape all boxes securely.
5. If you have a roommate, check with them so that the big items (fridge, TV, etc.) are covered and to determine if you’ll share.
6. Wait to buy additional storage units and room accessories until you move in. Once you move in, you can better determine what you still need and what space is available. There’s a student shuttle every week during the semester to Target, Walmart, grocery stores, the Outlet Mall, etc. to grab anything you may have forgotten!
7. Bring the things that are important to you, but don’t bring everything you own! If you play the guitar every day, bring it! But if you only play tennis a few times a year, leave your racket at home for now.
8. If you have a moving cart/dolly that will fit in your vehicle, it will be helpful to bring it with you. If not, no worries – we have some here!
9. A good rule of thumb is that **everything should fit in one car load!** Remember, you can always bring more or ship it to campus later, and you won’t need everything on day 1! Start slow and see what you need after the first couple of weeks.



## GOOD POLICIES TO KNOW...

Residents assume responsibility for the condition of their rooms and furnishings and for any damage or missing items that may occur during their occupancy.

University-issued furnishings may not be removed from student rooms. Likewise, common area furnishings may not be moved into student rooms.

Residents are responsible for taking their trash and recyclables to the dumpsters located outside the buildings. We expect students to leave residence hall rooms in the condition they were in upon move-in when they move out again in May.

Feel free to decorate, but remember that holes in the walls, wallpaper (including temporary) and painting are not permitted. LED light strips also cause too much adhesive damage. Painter’s tape, command strips and command hooks tend to work well to hang items. Please also familiarize yourself with the “What Not to Bring” list to ensure all of your decorations and furnishings are in compliance with NYS Fire Code.

Here are some suggestions on things to bring. But don't feel pressured to bring everything on this list!

# WHAT TO BRING

## PERSONAL ITEMS

- Luggage or plastic totes (easy for bringing home clothes on breaks!)
- Clothes hangers
- Winter jacket and boots
- Pad lock for your desk drawer
- Documents: Insurance cards, bank info, passport, etc.

## GET SOME REST!

- Bedding - beds are standard twin, but XL works fine too!
- Pillow
- Mattress pad if preferred

## TOILETRIES & LAUNDRY

- Shampoo, soap, deodorant, toothbrush, etc.
- Shower flip flops
- Towels
- Tissues
- Laundry basket/detergent
- First aid kit with any OTC meds you take
- Prescription meds with original labels
- Hand sanitizer
- Cleaning supplies (wipes, broom, etc.)

## MISC.

- Fan
- Umbrella

## ELECTRONICS

- Laptop / Chromebook
- Ethernet cable for streaming devices or gaming systems
- Two or three surge protector power strips with long cords (8-12 ft. cord is ideal). MUST be UL approved, have on/off switch and reset button.
- TV - around 32" is perfect
- Coaxial cable (and splitter if using 2 TVs in the room)
- Phone and laptop chargers
- Desk lamp

## WHAT TO EAT

- Microwaveable foods & other snacks
- Mini-fridge (up to 4.5 cubic feet)
- Coffee maker (w/ auto-shut off)
- Microwaveable plates, bowls, silverware, cups

## SCHOOL SUPPLIES

- Notebooks / folders / binders
- Pens / pencils / highlighters
- Mini white board (velcro command strips to mount it)
- Flash cards / Sticky notes
- Calculator

## PRO TIPS FROM RETURNING STUDENTS

We asked our returning students what items they wouldn't have thought to bring at first, but can't live without now, and here's what they said:

- Laundry basket with wheels
- Long cords on everything - surge protectors, phone chargers, etc.
- Fans
- A step stool if you'll raise your bed up high
- Cosmetic mirror
- Shower caddy that hangs on a bathroom hook
- Swiffer/broom
- Flip flops for the shower
- A couple food storage containers
- Brita pitcher! (No more lugging heavy water bottles from the parking lot)
- A pair of shoes you don't mind getting dirty
- 98% said a printer isn't necessary
- 35% don't have a TV in their room and stream via laptop
- 91% love their mattress toppers
- 78% bring extra plastic storage drawers
- Coffee makers in the room was 50% / 50%!

Honestly the main issue was OVER packing. Most students say they brought stuff they never used. Err on the side of less! You can always bring more later!

# WHAT NOT TO BRING

Your safety and the safety of everyone around you is of the utmost importance. Niagara University maintains compliance with all New York State (NYS) Fire Code regulations. Staff will conduct regular "plain view" safety inspections to ensure compliance and cleanliness of student rooms throughout the year. NYS will also conduct inspections of student rooms during the year. This list is not exhaustive, but will be a great help as you pack and plan!

## NYS FIRE CODE VIOLATIONS

- Extension cords of any kind
- Power strips without an on/off switch, reset button and UL rating sticker
- Outlet extenders (*see pic below*)
- Christmas lights/**string lights** that are not battery operated
- **Curtains** (darkening blinds are provided)
- Wall tapestries or any fabric/**flags** hanging on the walls
- Candles, incense, wax burners, etc.
- Octopus and halogen lamps
- Heated blankets
- Fireworks or explosives
- **Microwaves**/Toaster Ovens/rice cookers/ other cooking appliances
- Bed/mattress from home
- Extra furniture that does not have a tag explicitly stating it is fire rated (i.e. futons, chairs, etc.)
- Any item hanging from the ceiling or light fixture
- No surge protector can be plugged into a second surge protector (i.e. "daisy chain") - all surge protectors/power strips must plug directly into the wall

## SAFETY & UNIVERSITY POLICY

- Weapons of any kind (including toys like Nerf Guns, etc. – NYS law, or replica weapons)
- Pets (except fish in <10 gal. tanks)
- **Air conditioners** (even portable ACs)
- Alcohol (under 21) or illegal drugs (still including marijuana for all, and paraphernalia)
- Homemade bed bunking or lofting equipment (most beds are already bunkable and can be raised!)
- Bed risers or blocks to put the bed on (most beds have adjustable heights built-in)
- Things that make holes in the wall: nails, screws, push pins, etc.
- Wireless routers
- **LED strip lights** - the adhesive causes damage and is costly to remove
- **Wallpaper, wall decals, etc. (even temporary)**



# WHAT'S IN MY ROOM?

This furniture style applies to Seton, O'Shea, Lynch, O'Donoughue and Village.  
Note that Clet Hall and the Apartments have different looking (but similarly equipped) furniture.



Desk drawer that doubles as nightstand.  
Top drawer locks with your own padlock!



Armoire. 3 drawers and two bars to hang clothes.  
Varsity Village and some Lynch rooms have built-in closets instead.



Desk, shelves, tackboard,  
matching chair.



Adjustable height standard TWIN bed with memory  
foam mattress. Each side is different firmness.



Extra drawers

## NEED MEASUREMENTS?

Under bed space (highest notch): 31"

Desk: 41.5" (w) x 65" (h)

Tackboard on desk: 35" (w) x 13.25" (h)

Nightstand: 15.5" (w) x 24" (h) x 19.5" (d)

Armoire: 41.5" (w) x 75" (h) x 23.5" (d)

Each Clothing Bar in Armoire: 19" (w)


# TV AND CABLE INFO

While many students will bring TVs, lots of students don't and they just use the TVs in the lounge or stream on their laptops. If you don't bring a TV, it's totally fine!

If you do bring a TV, Niagara University has partnered with Time Warner Cable to provide students with more new channels and TV content in High Definition (HD). While this change brings a much more robust and enjoyable experience, there are some things that you (the student) will need to plan for to fully enjoy the new fiber based TV service. Cable service is included in your room and board.

To view the new TV lineup, residents will need a QAM capable television that can accept the HD signaling. Most HD "flat screen" (LED, Plasma, LCD, etc.) made in the last 8 years have had some level of QAM tuner installed in the TV. If you are unsure, please refer to the owner's manual for the TV and it should advise if there is a QAM tuner installed.

When you move into your residence hall room and set up your TV, you will need to run an auto-scan in your TV's options menu for the TV to recognize the new channel lineup. This should only take a few minutes, and you will be able to enjoy the full HD experience as soon as that is complete. Depending on the generation of HD TV you have, you will end up with 1 of 2 channel lineup numbering schemes. Both lineups will have all the same content, but with slight differences in the channel number the content is displayed on (i.e. a channel on one lineup is channel 6, on the other it will be 65.1). Time Warner Cable will provide both lists so as soon as you complete your auto-scan, you will be able to identify which lineup you have and use the correct lineup sheet for reference. (<http://www.niagara.edu/amenities-and-services/>)



Here are the channels offered via cable in the halls:

ABC HD	CNN HD	MSNBC HD	MSG HD
CBS HD/	Comedy Central HD	MTV HD	MSG+ HD
CW HD	Discovery HD	National Geographic HD	TWC Sports HD
FOX HD	Disney Channel HD	Nickelodeon	History Channel HD
NBC HD	E! HD	Science HD	Lifetime
PBS HD	ESPN HD	Fox Sports HD	HGTV HD
Univision/Telefutura HD	ESPN2 HD	SyFy HD	Bravo HD
Telemundo HD	ESPN Classic SD	TBS HD	Cartoon Network HD
C-SPAN HD	ESPNEWS HD	TLC HD	CNBC HD
A&E HD	ESPN U HD	TNT HD	Headline News HD
ABC Family HD	Food Network HD	Travel HD	Bloomberg HD
AMC HD	Fox News HD	USA HD	BET HD
Animal Planet HD	YES HD	NBC Sports HD	Golf Channel HD
BBC America HD	FX HD	Weather Channel HD	YNN HD

# MOVE IN DAY 2026 LOCATIONS & PARKING

O'Shea Long-Term Parking

Seton Long-Term Parking

O'Shea Unloading Zone

Seton 9am, 11am, noon Unloading Zone

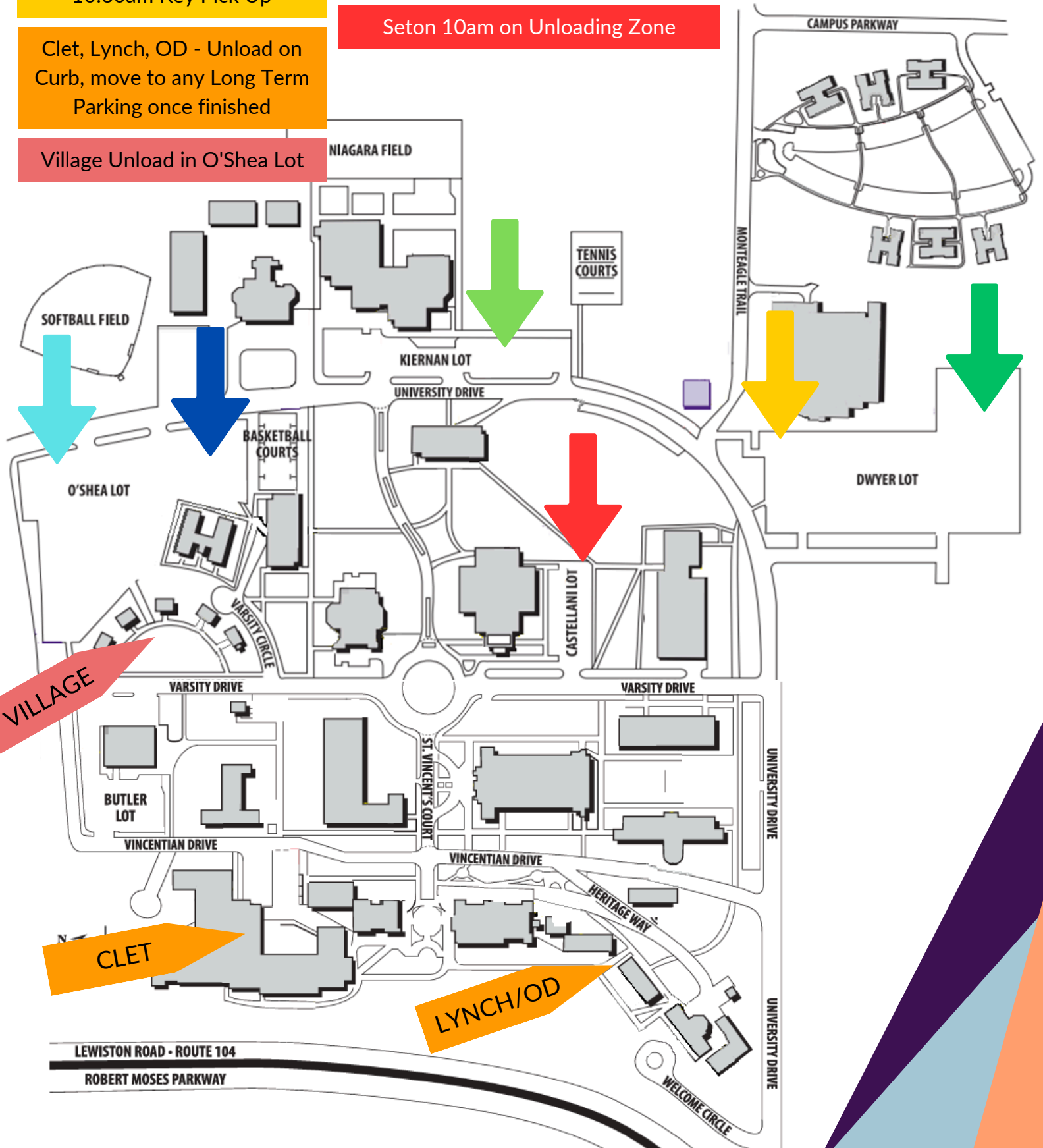
10:30am Key Pick Up

Seton 10am on Unloading Zone

Clet, Lynch, OD - Unload on Curb, move to any Long Term Parking once finished

Village Unload in O'Shea Lot

from Witmer Rd./  
I-190 exit 24



LEWISTON ROAD - ROUTE 104

ROBERT MOSES PARKWAY

# LETTER TO FAMILIES

Dear parents, guardians, and loved ones of our students,

The Office of Residence Life welcomes your student to Niagara University! We hope that as a member of the "Purple Eagle Family," their residence hall becomes a second home, where they will make memories, make lasting friendships, thrive academically, and develop into the best version of themselves.

We have high hopes that living in our residence halls will be a positive experience for your student! We are committed to creating and maintaining safe, inclusive communities that welcome and accept people of all identities. The diverse characteristics and backgrounds of our residents and staff are central to the mission and values of Residence Life.

When we met with you during Summer Orientation, we discussed the mission of Residence Life, which holds student care at its heart. This is a time where your student will undergo much transition. Along the way, there will be struggles and it won't always be easy, but we aim to support and care for our students to allow them to be personally and academically successful. It is our hope that over the course of the coming year (and four years!), you will begin to notice positive changes and development within your student.

During this transition, students will be facing new experiences and challenges, and making complex choices. There will be bumps in the road, some of them big bumps – this is normal for all students. In the past, you may have been the one to find solutions to these bumps. In the next four years, we hope to begin encouraging a sense of autonomy in your students – they are ready! Some involvement on our part that now they are college students is certainly healthy and important for them to feel supported and connected. We hope that you will partner with us in helping your student gain the decision-making independence that should develop at this stage of their life.

Ultimately, we make it our mission to generate an environment that supports the academic mission of the university. We view living in a residence hall here as a privilege, not a right. Living on campus places your student at the center of the college community, ready for both academic and co-curricular activities. Studies indicate that students who reside on campus, on average, earn higher grades, are more likely to continue in college, and are more likely to graduate within four years.

We are excited to begin the academic year, and we hope that you and your student are excited to come to campus. If we can be of any assistance to you, please do not hesitate to visit or contact our office at (716)-286-8566.

Nicholas Waskow, M.S. Ed.  
Director of Residential Living & Dining

Grace Ippolito, M.A.  
Associate Director of Residence Life



# IMPORTANT DATES

## FALL SEMESTER 2026

- Fri. Aug. 28:** Move In Day (New Students)
- Aug. 28-30:** New Student Orientation (NSO)
- Mon. Aug. 31:** Classes Begin
- Oct. 12-13:** Fall Break (Halls/Dining Remain Open)
- Wed. Nov. 25:** Thanksgiving Break - Halls Close at 10am, Dining Closes
- Sun. Nov. 29:** Halls Reopen at noon
- Wed. Dec. 9:** Last Day of Classes
- Fri. Dec. 11:** Final Exams Begin
- Thu. Dec. 17:** Final Exams End
- Fri. Dec. 18:** Winter Break - Halls Close at 10am



## SPRING SEMESTER 2027

- Mon. Jan. 18:** Halls Reopen (MLK Day)
- Tue. Jan. 19:** Classes Begin
- Thu. Mar. 18:** Spring & Easter Break - Halls & Dining close at 10am
- Mon. Mar. 29:** Halls Reopen at noon
- Mon. May 3:** Last Day of Classes
- Wed. May 5:** Final Exams Begin
- Tue. May 11:** Final Exams End
- Wed. May 12:** Halls Close for the Year at 10am (non-seniors)
- Sat. May 15:** Commencement
- Sun. May 16:** Halls close for the Year for All at 10am (seniors)



## IMPORTANT OFFICES

<b>Academic Success Center</b>	716.286.8073	1st floor Seton Hall
<b>Accessibility Services</b>	716.286.8073	1st floor Seton Hall
<b>Campus Activities</b>	716.286.8510	Lower Level Gallagher Center
<b>Campus Ministry</b>	716.286.8400	Lower Level Gallagher Center
<b>Campus Safety</b>	716.286.8111	Across from Dwyer Arena
<b>Counseling Services</b>	716.286.8536	Lower Level Seton Hall
<b>Dean of Students</b>	716.286.8405	Gallagher 111
<b>Dining Services</b>	716.286.8099	Salvatore Dining Commons
<b>Financial Aid</b>	716.286.8300	Butler Building
<b>Health Services</b>	716.286.8390	Butler Building
<b>Recreation &amp; Intramurals</b>	716.286.8055	Kiernan Center
<b>Residence Life</b>	716.286.8566	1st floor O'Shea Hall
<b>Student Accounts</b>	716.286.8300	Butler Building
<b>Title IX &amp; Civil Rights Office</b>	716.286.8324	Lower Level O'Shea Hall

